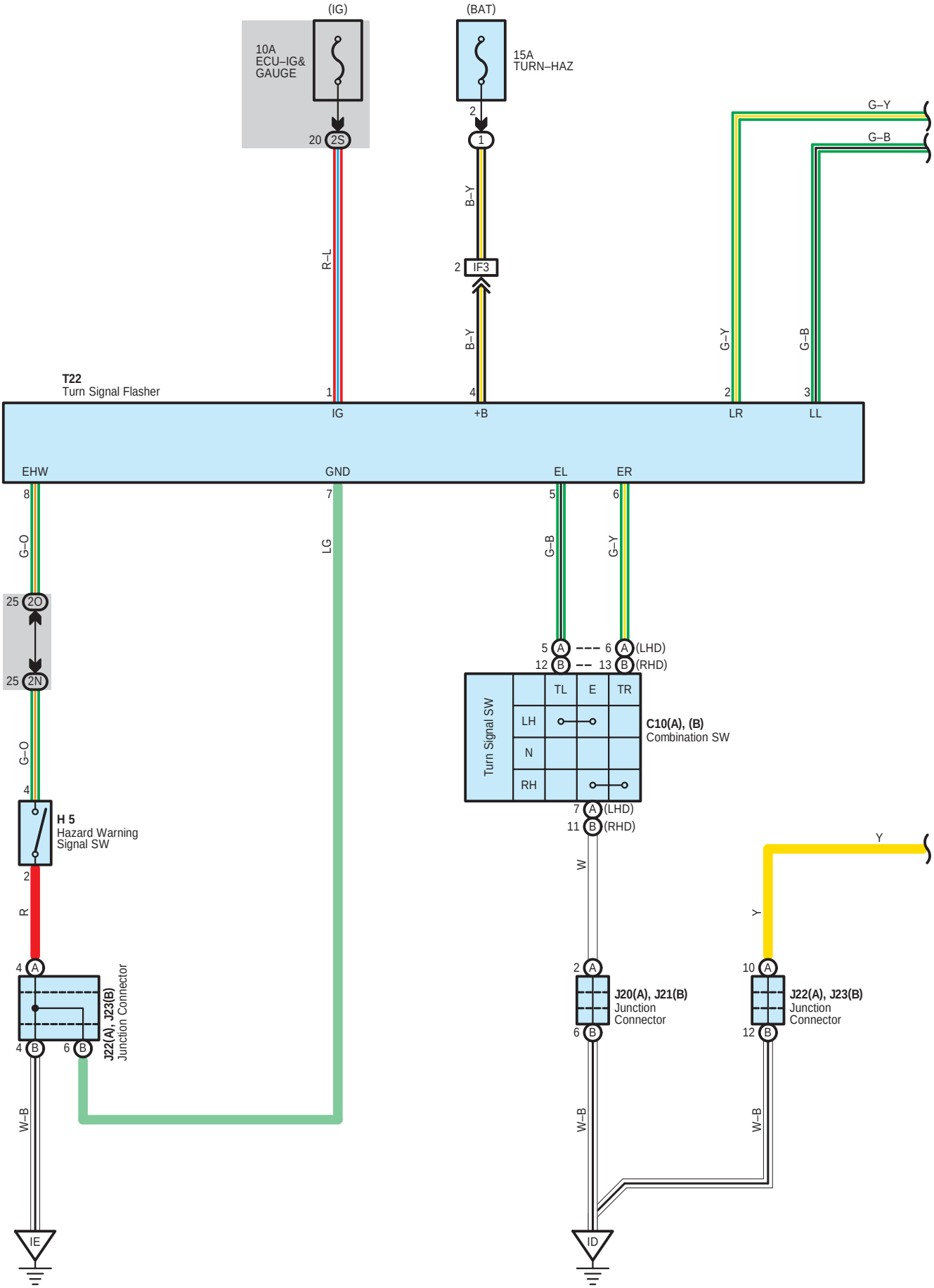
(IG)
10A
ECU–IG&
GAUGE
20 2S
(BAT)
15A
TURN–HAZ
2
1
B–Y
2 IF3
B–Y
R–L
G–Y
G–B
G–Y
G–B
T22
Turn Signal Flasher
1
IG
4
+B
2
LR
3
LL
EHW
GND
EL
ER
8
7
5
6
G–O
LG
G–B
G–Y
25 2O
25 2N
5 A
12 B
6 A (LHD)
13 B (RHD)
TL
E
TR
LH
N
RH
Turn Signal SW
C10(A), (B)
Combination SW
7 A (LHD)
11 B (RHD)
G–O
4
H 5
Hazard Warning
Signal SW
2
R
W
Y
Y
4 A
4 B
6 B
J22(A), J23(B)
Junction Connector
2 A
6 B
J20(A), J21(B)
Junction
Connector
10 A
12 B
J22(A), J23(B)
Junction
Connector
W–B
W–B
W–B
IE
ID

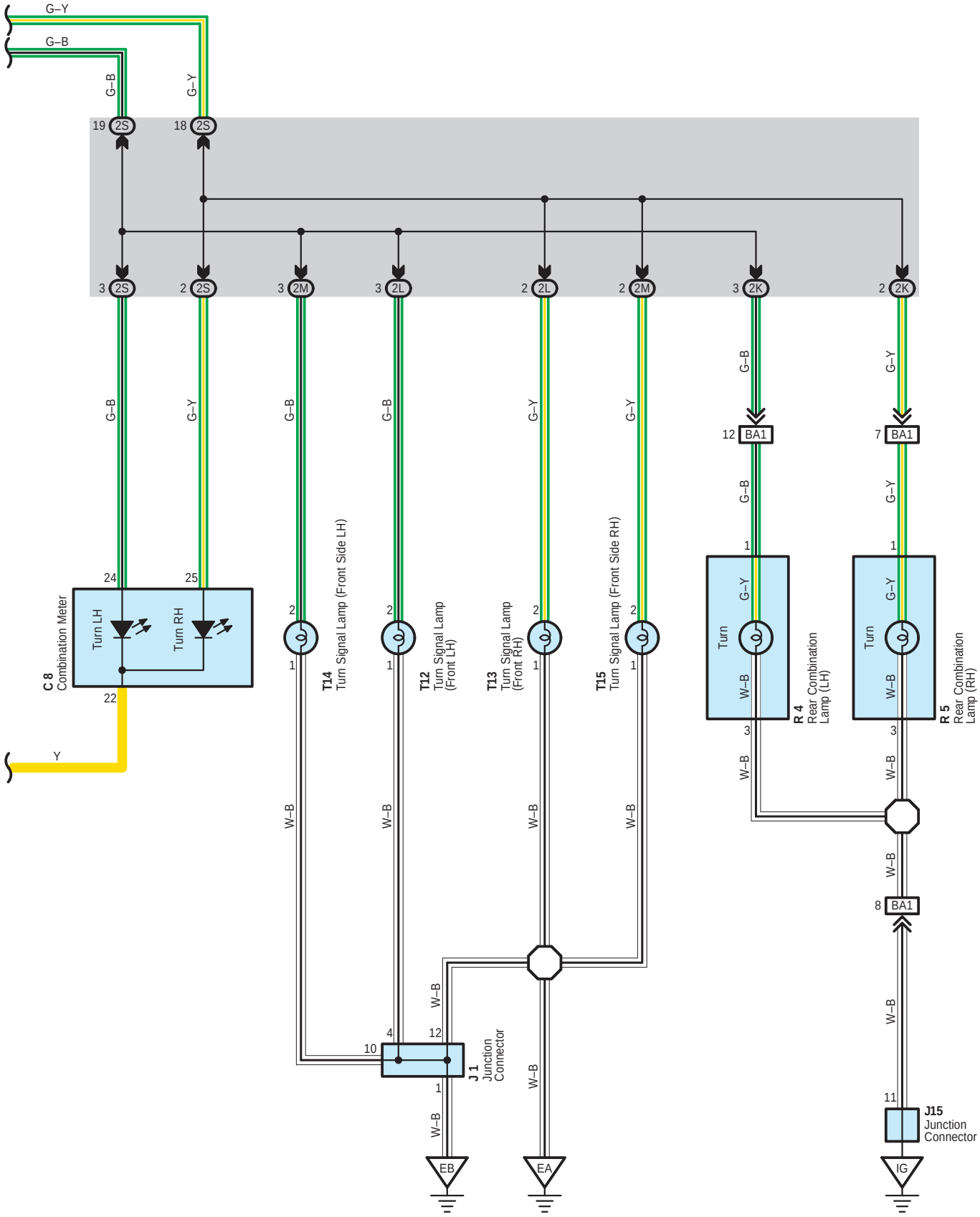
G–Y
G–B
19 2S
18 2S
3 2S
2 2S
3 2M
3 2L
2 2L
2 2M
3 2K
2 2K
12 BA1
7 BA1
24
25
22
C 8
Combination Meter
Turn LH
Turn RH
Y
T14
Turn Signal Lamp (Front Side LH)
T12
Turn Signal Lamp
(Front LH)
T13
Turn Signal Lamp
(Front RH)
T15
Turn Signal Lamp (Front Side RH)
R 4
Rear Combination
Lamp (LH)
R 5
Rear Combination
Lamp (RH)
Turn
W–B
4
12
10
J 1
Junction
Connector
8 BA1
11
J15
Junction
Connector
EB
EA
IG

C 8
White

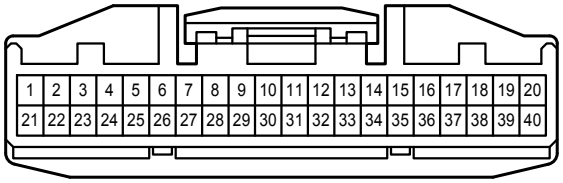

C 10
White

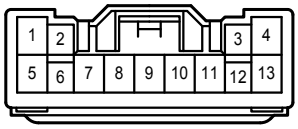

H 5
White

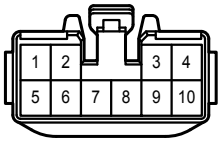

J 1
White

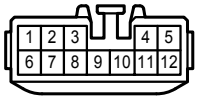

J 15
White

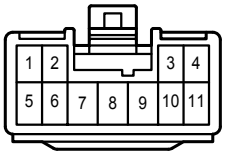

J 20
White



J 21
White



J 22
White



J 23
White



R 4
White

R 5
Black

T 12
Gray

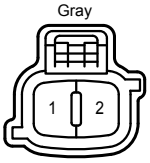

T 13
Gray

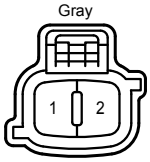

T 14
Gray

T 15
Gray

T 22
Black

2K
Black

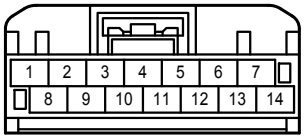

2L
Black

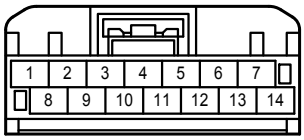

2M
White

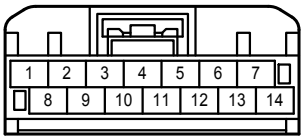

2N
Gray

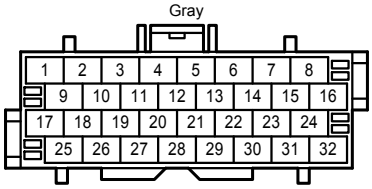

2O
White

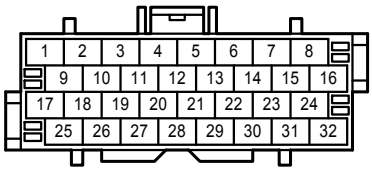

2S
White

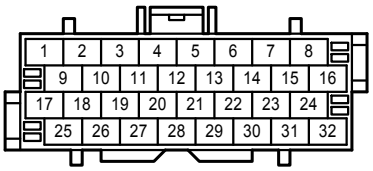

BA1
White

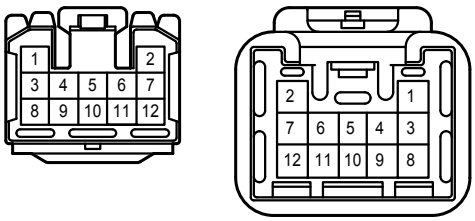
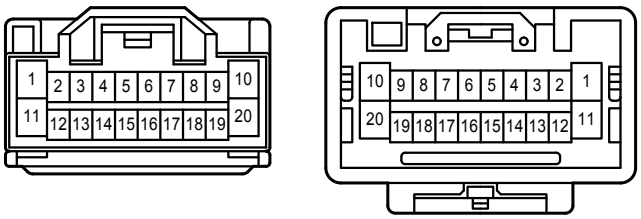
IF3
White